


# 80 Series™ thermostat submittal sheet

Job Name \_\_\_\_\_ Location \_\_\_\_\_ Date \_\_\_\_\_

Purchaser \_\_\_\_\_ Installer \_\_\_\_\_

Submitted To \_\_\_\_\_ For  RNC  R&R  Commercial



1F83H-21PR  
1F83H-21NP

**ELECTRICAL RATING**

Hardwire: 20 to 30 VAC  
NEC Class II, 50/60 Hz

**SETPOINT RANGE**

45° F to 99° F (7°C to 37°C)

**ACCESSORIES**

Wallplate: F61-2663 (6-3/4" x 4-1/2")  
Thermostat Guard: F29-0198

**RATED DIFFERENTIALS (@ 6°F / HR)**

	Fast	Med	Slow
Heat (Conventional Gas/Oil/Elect:)	0.5°F	0.75°F	1.9°F
Cool (Central Air)	0.9°F	1.2°F	1.7°F
Heat Pump (Heat and Cool)	0.9°F	1.2°F	1.7°F
Heat Pump (Aux)	0.5°F	0.75°F	1.9°F

**TERMINAL LOAD**

Staging Models	1.5 A per terminal 2.5 A per maximum all terminals combined
Single Stage Models:	1.0 A per terminal 1.5 A per maximum all terminals combined

**OPERATING AMBIENT**

32°F to +105°F  
(0°C to +41°C)

**OPERATING HUMIDITY**

90% non-condensing max

**SHIPPING TEMPERATURE**

-20°F to +150°F  
(-29°C to +65°C)

**THERMOSTAT DIMENSIONS**

3-3/4"H x 6"W x 1-1/8"D

**TERMINAL DESIGNATIONS**



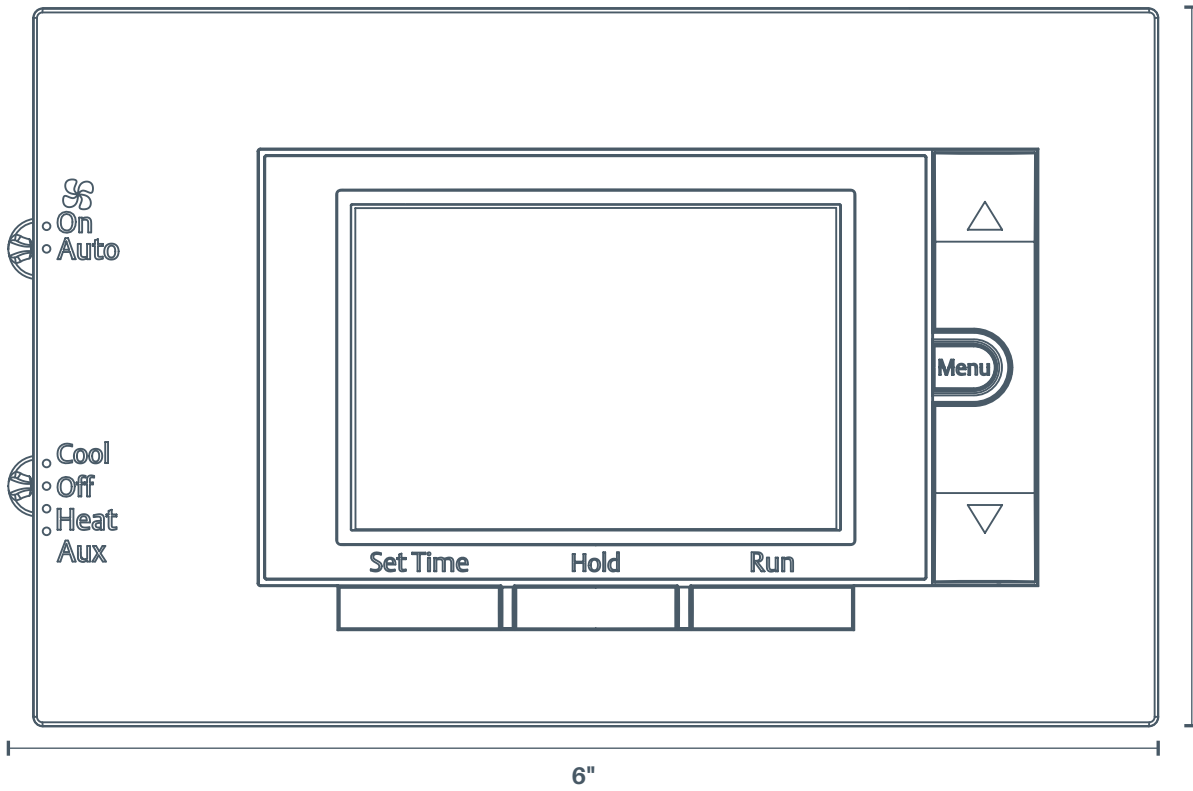
Model	Program Options				Max Stages Heat/Cool		Applications			Power Source		Selectable Performance Features				Comfort and Convenience Features				
	7 Day	5+1+1 Day	Non-Programmable	Program Periods per Day	Conventional	Heat Pump	Gas/Oil/Electric	3 Wire Zone Valve	Milivolt Compatible	Battery	Hardwired (24V)	Auto Changeover	EMR/ Early Start Program	Temperature Setpoint Limits Adjustable Max./Min.	Duel Fuel Control (L)-Logic/(O)-Outdoor Sensor	Circulating Fan	Filter Change Reminder	Keypad Lockout	Continuous Backlight w/ Common Wire	Permanent Memory
1F83H-21PR	✓	✓	0	4,0		2/1	✓			✓	✓		✓		L		✓	✓	✓	✓
1F83H-21NP			0	0		2/1	✓			✓	✓			✓	L			✓	✓	✓

1F83H-21PR  
1F83H-21NP

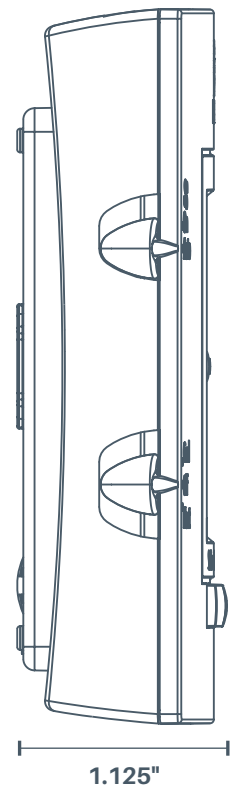
# Dimensions

IMAGES ARE TO SCALE

Thermostat front



Thermostat side  
(with backplate)



Thermostat backplate

